

# Primary 1 Information Evening



June 2026



# *Programme*



- *Welcome - staff introductions*
- *Parent Information Sharing Session*
- *Opportunity to visit the P1 classrooms*

# *Parkhead Primary Senior Leadership Team*



*Mrs Delargy- Head Teacher*



*Miss Moses - Depute Head Teacher*



*Miss Griffiths Principal Teacher*

# Welcome to Primary 1 Class Teachers 2026/27

Miss Hutchinson P1a



Mrs Dobie P1b



Miss Daun P1c



# Primary 1

- Learning Through Play
- A Day in P1
- Experiences Across the School

# *School Office Staff*



*Mrs Davidson*



*Ms Maxwell*

# *P1 Welcome Pack*

## *Paperwork to complete*



- *Seesaw Permission Form - QR code*
- *Photography Permission Form - yellow*
- *Breakfast Club Sign-Up - QR code*
- *End of Day Arrangements Form - QR code*
- *Milk Sign-up - £12.24 for Term 1*
- *Volunteer Your Time Form - QR code*
- *Online apps document - information about Parent Portal and iPayimpact*
- *iPayimpact Link Code Key - unique secure code to activate your child's ipayimpact account*
- *Annual Data Check Form - details and medical information currently held - check & sign*

# Parent Portal





*Parent Portal is the single point of access for online school payments (iPayImpact) and a variety of additional services to support you and your child.*

*Through Parent Portal you can do the following things:*

- View the information we currently hold on you and your child*
- Update the information we hold to report any changes you may need to make*
- Complete the annual data check*
- Complete EE2s and permission slips for your child*
- View your child's attendance*
- Access online school payments (for milk, trips and other activities)*

*Parent Portal is accessed through your mygov.scot account (this is the account you will have created/used to register your child for school).*

# iPayimpact - Ordering Lunches

		Monday	Tuesday
 <b>Week One</b> 		<b>Starter:</b> Tomato & Red Pepper Soup (v) <b>OR Dessert:</b> Fromage Frais	<b>Starter:</b> Cucumber Sticks (v) <b>OR Dessert:</b> Peach Melba Cake & Custard
	<b>Tray 1</b>	Haddock, Chips	Roast Chicken & Boiled Potatoes
	<b>Tray 2</b>	Veggie Sausage Roll, Chips, Beans (v)	Quorn Chilli, Boiled Rice & Taco Shells (v)
	<b>Tray 3</b>	Sandwich, Tuna Mayo or Sliced Chicken	Wrap, Cheddar Cheese or Egg Mayo
<b>All trays</b>	Peas & Salad Fruit of the Day Drink: Milk or Water	Roasted Vegetables & Salad Fruit of the Day Drink: Milk or Water	

*iPayImpact is the online school payments system that all schools in West Lothian use.*

*If you need to pay for milk, school trips or other activities that incur a cost you will be informed by the school and payments can be made through your child's iPayImpact account.*

*iPayImpact is accessed through your mygov.scot account. You will require a unique link code key included in your welcome pack.*

# Medication and Absences

---

- *If your child requires to take medication during the school day, parents/carers need to complete forms at the school office*
- *For children with existing allergies and conditions pick up a form tonight*
- *All prescribed medication must be sent in original packaging*
- *Allergies - robust procedures in place and staff training*
- *If your child is going to be absent, please contact the school office and leave a message [wlparkhead-ps@westlothian.org.uk](mailto:wlparkhead-ps@westlothian.org.uk)*
- *If the school is not contacted, a Groupcall alert will be sent and a safe arrivals procedure followed if we can't get hold of anyone*



# Communication



- *P1 Meet the Teacher/Curriculum Evening in September*
- *Termly school newsletters (from HT)*
- *Email - school office - [wlparkhead-ps@westlothian.org.uk](mailto:wlparkhead-ps@westlothian.org.uk)*
- *Seesaw - to communicate with class teacher*
- *Seesaw - pupil profile*
- *Group call (email)*
- *Two Parents' Evenings - October and March*
- *Final report - June*
- *Class assemblies and performances*

# School Hours



- 
- *Monday-Thursday 8:50 am - 3:15 pm*
  - *Friday 8:50 am - 12:30 pm*

# Breakfast Club



- *School breakfast club runs in the dinner hall. Access from 8.00am through the front door*
- *Free of charge*
- *Once children are finished (approx. 8.30 am) they will go into the playground where staff members support them*
- *Register for breakfast club - QR code*

# First Day Arrangements

## Wednesday 12<sup>th</sup> August 2026

---



*Staggered Arrival Time:*

- 9.15am
- 9.30am

# What will my child need for school?

- *School bag*
- *Uniform and black shoes - labelled*
- *PE kit and black trainers (to wear to school on PE days)*
- *Change of clothes (in case of accidents or mud!)*
- *Jacket (outdoor learning or weather)*
- *Water bottle*
- *Snack for break time*
- *Lunch (if having a packed lunch)*





# School Uniform

- Red / black cardigan or jumper
  - White, red or black polo shirt
  - Black / grey trousers, skirt or pinafore
- 
- PE - White, red or black polo shirt, Black shorts or joggers



Uniform colours can be purchased in most local supermarkets. Uniform grants are also available see link on school website.

Please come dressed in PE kit on a PE day. The class teacher will inform you of the day during the first week of school.

Please label everything with your child's name.

If you are interested in uniform containing the school logo, this can be purchased through Border Embroideries.

# Reducing the Cost of the School Day



## *Parkhead Threads Sustainability Station*

*Providing quality, new and pre-loved uniforms to families in our community. Need a hand? Looking to reduce your carbon footprint by using pre-loved clothing instead of buying brand new? Just tell us what your child needs through our [online form](#)(opens new window), and we'll take care of the rest. This service is for everyone. Let's make school days a little easier, together.*

*If you have any uniform your child has outgrown but is still in good condition, we have a parent volunteer who has volunteered to launder and package up the items ready for our Parkhead Families. Please just send any preloved uniform to the school office and we will arrange for this to be collected and processed.*

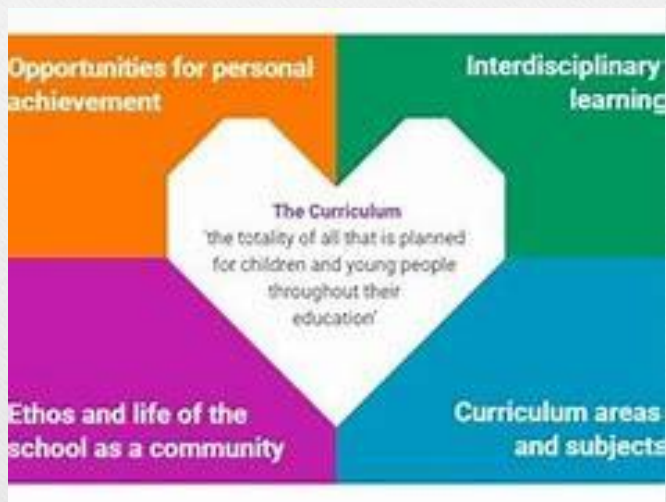
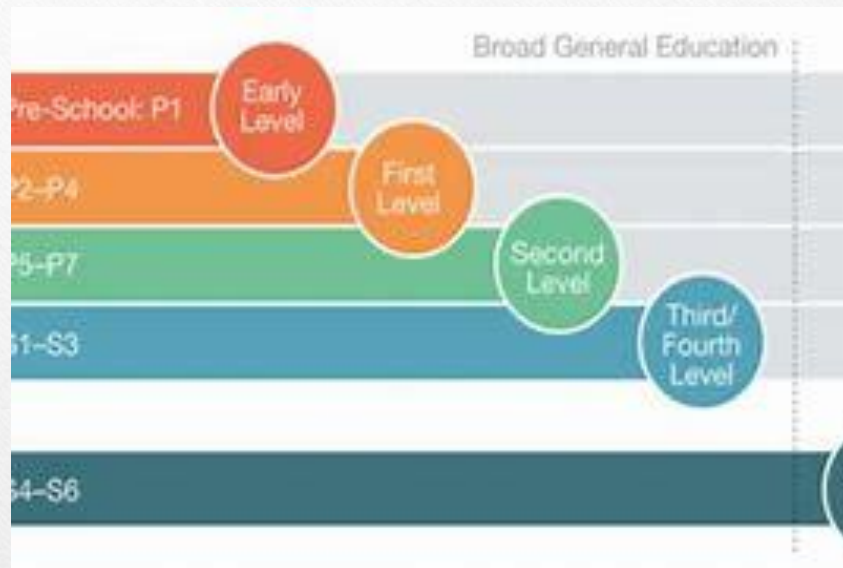
# Getting Ready For P1

## Key skills to practise



- Taking clothing on/off and fastening jackets and shoes independently
- Packing and removing things from your school bag
- Opening packaging in preparation for snack
- Washing hands using soap
- Recognising own name
- Turn taking and sharing through playing games

# The Curriculum





# Remaining Transition Events



- *Meet the Buddies Stay and Play*

*Wednesday 10<sup>th</sup> June 9.15am-10.00am*

- *P1 Meet the Teacher Session*

*Friday 19<sup>th</sup> June*

*Session 1: 1.00pm - 1.30pm*

*Session 2: 1.45pm - 2.15pm*

*Time slot will be sent out via GroupCall system*



# Remaining Transition Events



- *Summer Holidays Drop in Sessions*

*P1a 9.30am - 10.00am*

*P1b 10.00am - 10.30am*

*P1c 10.30am - 11.00am*

*Friday 10<sup>th</sup> July*

*Friday 17<sup>th</sup> July*

*Friday 24<sup>th</sup> July*

*Friday 31<sup>st</sup> July*



*Parkhead PPA*  
*Matt Miller*





*Any questions?*



*What are you excited about?  
What are you worried about?  
Do you require any further  
information?*